

# A visual guide to visiting the Lapworth Museum of Geology



# Contact information for the museum



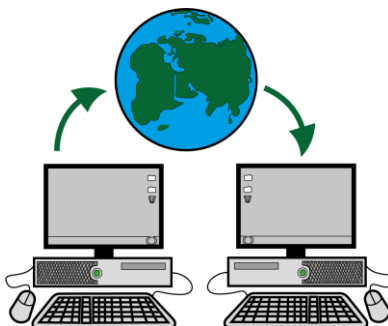
The museum address is  
**Lapworth Museum of Geology**  
**University of Birmingham**  
**Birmingham**  
**B15 2TT**



The museum telephone number is  
**0121 414 7294**



The museum email address is  
**lapworth@contacts.bham.ac.uk**



The museum website is  
**[www.birmingham.ac.uk/facilities/lapworth-museum/index.aspx](http://www.birmingham.ac.uk/facilities/lapworth-museum/index.aspx)**

# Visiting the museum



## Museum opening times are

10am to 5pm on Monday, Tuesday, Wednesday, Thursday and Friday

12noon to 5pm on Saturday and Sunday

Sometimes the museum opens earlier or closes later for special events.



## Closed Days

Sometimes the museum is closed for holiday days. You can telephone the museum to find out if it is open on the day you want to visit.



## Busy Times

The museum is busier at weekends and on school holiday days.



## Quieter Times

The museum is quieter on Tuesdays and Thursdays during school term time.



## Car Parking

At weekends you can park in the car parking spaces outside the museum.

On weekdays you can only park in the car parking spaces outside the museum if you have a disabled parking badge.



At weekends and on weekdays you can park in the Pay and Display multistorey car park called North East car park.



## Eating and Drinking

There is no café at the Lapworth Museum of Geology.

You can eat and drink in the porch and reception area of the museum.

Please only drink bottled water in the rest of the museum. Please do not eat food in the rest of the museum.



## The Museum Shop

The museum has a small shop.

The shop can only take card payments.



# What you will see in the museum



This is the main entrance to the Lapworth Museum of Geology. It is part of the Aston Webb building at the University of Birmingham.

There are two banner flags next to the door. The banner flags can be noisy when it is windy.



This button is on the left side of the door.

The door will open when you push it.

The button only works when the museum is open for visitors.



You walk through a small porch before you get to the museum.

There is a door on the right. This door is used by people who work at the University. You might see someone going through it.



When you walk into the museum you will see a dinosaur skeleton in front of you.

The dinosaur is a replica. A replica means it is not a real dinosaur but is a copy of a real dinosaur.

Please do not touch the dinosaur.



When you walk into the museum you will see a desk with a computer screen on it.

There will be someone sat at the desk. Their job is to help you if you have any questions or problems. They also run the gift shop.

Different people work on the desk on different days.



Sometimes the person who sits at the desk has to leave the desk.


They will pull this gate across so that the desk and shop are closed.

The person will open the gate again when they come back. The gate can be noisy when it moves.



There is a donation box near the desk. This box has money in it. The box does not open.

You do not have to make a donation.



There are activity sheets next to the desk.

The activity sheets are free to use. There are pencils on the desk which you can borrow to complete the activities.



The Evolution of Life Gallery is the biggest space in the museum. This gallery has lots of cases and drawers for you to look at.

There are sounds which play from the museum speakers. The sounds are on a loop. They include the sound of water, the sound of leaves, the sound of insects buzzing and the sound of a dinosaur walking and roaring.






You can gently touch objects which are not in a case.



You can open the drawers that have a “Please Open” sign on them.



There are screens in the Evolution of Life Gallery. The screens are not touch screens.

Each screen shows a different short video. The video will restart when it has finished.

There are no sounds on the videos.





There is a display of rocks in the Evolution of Life Gallery. You can touch the rocks.



There is a display of modern animal skeletons. All the skeletons are real. The display is protected by glass.



There is an education room in the museum. This room is sometimes open for everyone to use. There are activities on the tables when the room is open.



Sometimes the education room is closed for visitors. The door will be closed.



There is one set of stairs in the museum. The stairs are next to the Active Earth Gallery. The stairs lead up to the Mineral Wealth Gallery.

There are two hand rails.

There are copies of old pictures decorating the wall next to the stairs.



There is a lift in the Active Earth Gallery.

The lift travels up to the Mineral Wealth Gallery and can come back down to the Active Earth Gallery.

Someone on the Welcome Desk will help you if you have any questions about using the lift.



The Mineral Wealth Gallery is at the top of the stairs. It has lots of minerals and gemstones on display.

There are no soundtracks in the Mineral Wealth Gallery, but you can still hear some of the sounds from the rest of the museum.



The UV Light Display is in a dark corner of the Mineral Wealth Gallery.

It is dimly lit and there is a narrow walk way.

The light in the display changes from white to blue when you press the buttons on the information board. The minerals change colour when the light changes.



The Active Earth Gallery is dimly lit. There is a quiet soundtrack which plays from the large globe.



The large globe lights up from inside.

Infront of the globe there is a screen. You can touch this screen and choose different information to see.

The images on the globe will change as you choose different information.



There is a microscope and screen in the Active Earth Gallery.

You can use the buttons below the screen to zoom in and out.

You can turn the wheel under the microscope to see different types of microfossil.



There are audio sets in the Active Earth Gallery. These audio sets read aloud a diary extract.

The diary extract is next to the audio sets.

There is the noise of an erupting volcano in the audio.





There is a Temporary exhibition space at the back of the Active Earth Gallery.

The displays and information in the temporary exhibition space are changed at different times in the year.

Sometimes there is no information in the temporary exhibition space because it is being changed.



There is a door next to the temporary exhibition space. This is used by University staff and students. It is also a fire exit.



There is a hallway next to the temporary exhibition space. This hallway is where the toilets are.

There are 4 doors;

1 door is for the women's toilets

1 door is for the unisex accessible toilet

1 door is for the men's toilets

1 door is storage for cleaning products



All of the toilets have automated hand driers. These make a loud noise when you put your hands underneath them.



The unisex accessible toilet has a folding door. Wheel chairs and prams can fit into the space.

There are baby changing facilities in the unisex accessible toilet.